

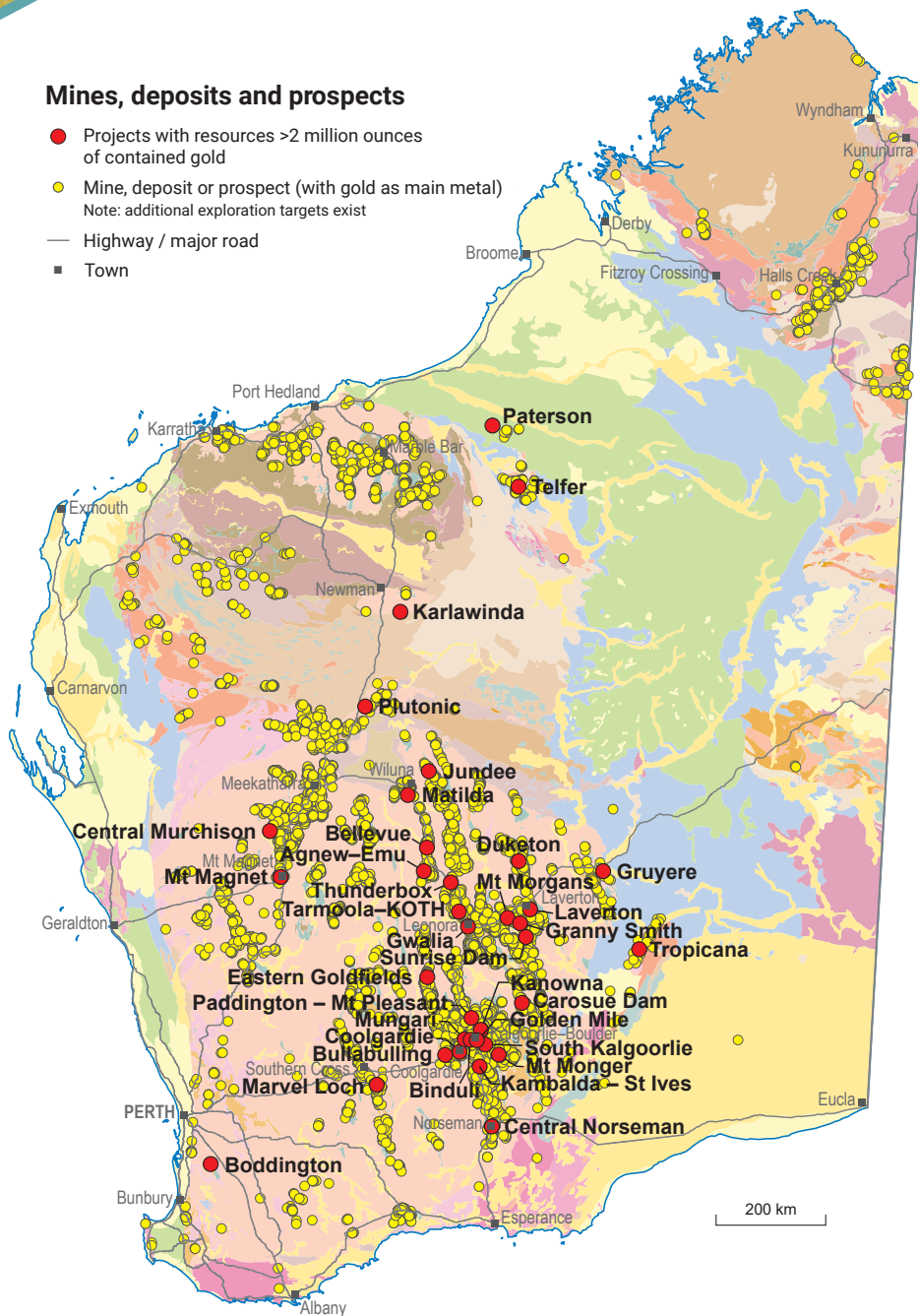
GOLD

INVESTMENT OPPORTUNITIES

WORLD-CLASS RESOURCE PROVINCE | SECURE INVESTMENT LOCATION
WORLD-LEADING GEOSCIENTIFIC DATA | GLOBAL MINING SERVICES INDUSTRY

Mines, deposits and prospects

- Projects with resources >2 million ounces of contained gold
- Mine, deposit or prospect (with gold as main metal)
Note: additional exploration targets exist
- Highway / major road
- Town



Western Australia hosts world-class gold deposits

- Western Australia's gold production for 2019–20 was 7.5 million ounces, bringing the cumulative gold production for the State to 296 million ounces
- Mining started at the Boorara operation with first gold poured from the Regal openpit mine
- Maiden mineral resource estimates have been announced for several projects including Plutonic Dome (Wedgetail and PHB deposits), Lake Rebecca (Rebecca, Duchess and Duke), Bellevue (Deacon lode), Deflector (South West), Laverton (Wedge and Lancefield), Goongarrie (Big Four deposit), Bulong (Anomaly 38, Strathfield), Bottle Creek (VB North), Leonora (Hobby) projects
- Discovery of gold was made in the Paterson Orogen at the Ngapakarra prospect (Winu Project). Further discoveries in existing gold projects include the Panda lode (Central Norseman), Golden Hinde zone (Penny), Golden Spear and Chino zones (Redcliffe), PHB-1 zone (Plutonic Dome – Marymia), Grace zone (Youanmi), White Light lode (Cue-Moyagee) and Crow and Falcon zones (Hemi)
- Significant gold intercepts were announced including the Central Norseman, Youanmi, Plutonic Dome – Marymia, Mallina (Hemi), Deflector and Menzies projects

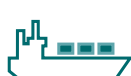
\$15 840 m
Sales value



212 t
Tonnes sold



\$21 516 m*
Exports



26 416
Full-time employees



\$2393 m†
Investment projects



3rd
Production world ranking



2.5%
Royalty rate



(2019–20 financial year)

* Includes gold refined/processed and exported from Western Australia, but produced from mining operations in other jurisdictions

† Includes projects planned, possible, committed or under construction as of September 2020



Government of Western Australia
Department of Mines, Industry Regulation and Safety

dmirs.wa.gov.au

Geological Survey of
Western Australia



Gold resources ranked by contained gold >2 million ounces

Resources estimated according to JORC 2012

(Top production projects as at June 2020 are numbered)

	Project	Status	Owner	Resources (Mt)	Av. grade Au (g/t)	Contained Au (Moz)	Resource date	
	Golden Mile	3	Operating	Saracen / Northern Star	378.4	1.56	20.88	30/06/2020
	Granny Smith^	8	Operating	GSM Mining	49.4	5.23	9.12	31/12/2019
	Tropicana	2	Operating	AngloGold Ashanti / IGO	128.5	1.70	7.70	31/12/2019
	Central Murchison		Operating	Westgold Resources	93.2	2.21	7.27	30/06/2020
	Gruyere JV	9	Operating	Gold Road / Gold Fields	153.8	1.34	7.27	12/02/2020
	Matilda		Operating	Wiluna Mining	93.2	2.13	7.00	30/06/2019
	Boddington	1	Operating	Newmont	364.8	0.54	6.96	31/12/2019
	Duketon	6	Operating	Regis Resources	182.8	0.93	6.01	15/04/2019
	Gwalia		Operating	St Barbara	28.8	5.83	5.92	30/06/2019
	Telfer	5	Operating	Newcrest Mining	188.9	0.88	5.87	31/12/2019
	Jundee	7	Operating	Northern Star	55.2	2.97	5.78	30/06/2020
	Marvel Loch		Operating	Tianye Sxo Gold Mining	35.4	4.07	5.08	25/07/2016
	Tarmoola – King of the Hills		Operating	Red 5	97.7	1.40	4.83	06/05/2020
	Plutonic^		Operating	Superior Gold	36.1	3.79	4.83	31/12/2019
	Paterson		Exploration	Rio Tinto	503.0	0.27	4.80	28/07/2020
	Central Norseman		Exploration	Norseman / Pantoro	33.7	3.95	4.70	09/09/2019
	Carosue Dam ¹		Operating	Saracen	65.4	2.01	4.62	30/06/2020
	Kambalda – St Ives^	4	Operating	Gold Fields	31.5	4.08	4.53	31/12/2019
	Sunrise Dam	10	Operating	AngloGold Ashanti	67.0	1.89	4.46	31/12/2019
	Paddington – Mt Pleasant		Operating	Norton Gold Fields	55.7	2.10	4.13	31/12/2014
	Bullabulling		Exploration	Norton Gold Fields	95.4	1.05	3.52	31/12/2014
	Laverton^		Pre-feasibility	Focus Minerals	45.6	2.10	3.37	20/08/2020
	Mt Monger		Operating	Silver Lake Resources	21.3	4.29	3.22	30/06/2020
	Thunderbox ²		Operating	Saracen	50.0	1.91	3.01	30/06/2020
	Mt Magnet		Operating	Ramelius Resources	44.3	1.85	2.90	23/12/2019
	Agnew–Emu^		Operating	Gold Fields	14.0	5.60	2.77	31/12/2019
	Mungari		Operating	Evolution Mining	50.9	1.47	2.64	31/12/2019
	Bellevue		Exploration	Bellevue Gold	7.1	9.87	2.46	07/07/2020
	Coolgardie		Pre-feasibility	Focus Minerals	28.6	2.39	2.41	09/07/2020
	Binduli^		Operating	Norton Gold Fields	74.9	0.90	2.39	31/12/2014
	Kanowna		Operating	Northern Star Resources	24.2	2.79	2.38	30/06/2020
	Karlawinda		Proposed	Capricorn Metals	86.7	0.75	2.31	17/04/2020
	Mt Morgans		Operating	Dacian Gold	32.0	1.97	2.22	31/12/2019
	Eastern Goldfields – Davyhurst, Lady Ida, Mulline, Riverina, Siberia		Feasibility	Ora Banda Mining	23.4	2.66	2.19	29/06/2020
	South Kalgoorlie		Operating	Northern Star Resources	20.1	3.00	2.13	30/06/2020


[^] Resource estimates are not JORC 2012 compliant

¹ Comprises the Carosue Dam, Deep South and Porphyry projects

² Comprises the Thunderbox, Kailis and Bannockburn projects

Resource estimates have been rounded

 Archean hosted

 Proterozoic hosted

For more information



Geological Survey of
Western Australia

www.dmirs.wa.gov.au/gswa

MINEDEX

www.dmirs.wa.gov.au/minedex

GeoVIEW.WA

www.dmirs.wa.gov.au/geoview

Contact us

Resource Investment Information

Geological Survey and Resource Strategy Division

Email: minerals.investors@dmirs.wa.gov.au

Tel: +61 8 9222 3676



Government of Western Australia
Department of Mines, Industry Regulation and Safety

September 2020

Geological Survey of
Western Australia

